



**HELP!**  
**STOP CRIME!**



**THE TALLAHASSEE POLICE DEPARTMENT  
IS CONCERNED FOR YOUR SAFETY!**

THE FOLLOWING INFORMATION CAN HELP PROTECT YOU AND YOUR HOME!

SAFETY AROUND THE HOME:

- \*\* WHEN LEAVING HOME AT NIGHT OR DURING THE DAY, LOCK ALL DOORS AND MAKE SURE YOUR HOME APPEARS OCCUPIED.
- \*\* LEAVE LIGHTS ON IN A HALLWAY OR OTHER ROOM. CONNECT YOUR LIGHTS TO A TIMER. LEAVE A RADIO OR TELEVISION ON WHILE YOU ARE AWAY.
- \*\* LEAVE THE OUTSIDE PORCH OR EXTERIOR LIGHTS ON AT NIGHT. DURING THE DAYTIME, MAKE SURE THESE LIGHTS ARE TURNED OFF.
- \*\* DON'T HIDE KEYS UNDER A MAT, OVER A DOOR, OR ANYWHERE OUTSIDE.
- \*\* GET TOGETHER WITH A FEW GOOD NEIGHBORS AND KEEP AN EYE ON EACH OTHER'S HOME. WHEN ONE OF YOU SEES SOMETHING SUSPICIOUS...MOVEMENT INSIDE WHEN THE RESIDENCE SHOULD BE EMPTY...A STRANGE VEHICLE IN THE DRIVEWAY...OR A SUSPICIOUS PERSON NEARBY; CALL THE POLICE DEPARTMENT IMMEDIATELY.
- \*\* UPON RETURNING HOME, CHECK FOR OBVIOUS SIGNS OF FORCED ENTRY BEFORE GOING INTO YOUR HOME. IF THERE ARE SIGNS OF ENTRY:  
D O N O T G O I N S I D E !  
GO TO A NEIGHBOR'S HOME AND PHONE THE POLICE IMMEDIATELY....
- \*\* IF A REPAIRMAN OR OTHERS WHO CLAIM TO HAVE BUSINESS INSIDE YOUR APARTMENT OR RESIDENCE KNOCK ON YOUR DOOR, MAKE THEM SHOW YOU POSITIVE IDENTIFICATION THROUGH A WINDOW. IF YOU HAVE THE SLIGHTEST DOUBT, OBTAIN THEIR BUSINESS TELEPHONE NUMBER FROM THE PHONE BOOK AND CALL THEIR SUPERIORS TO VERIFY THEIR BUSINESS.
- \*\* IF YOU WISH TO HELP A STRANDED MOTORIST OR A LOST DELIVERYMAN, YOU MAKE THE PHONE CALL WHILE HE WAITS OUTSIDE...

WHEN WALKING:

- \*\* PLAN THE SAFEST ROUTE TO YOUR DESTINATION AND USE IT. CHOOSE WELL-LIGHTED BUSY STREETS AND AVOID PASSING VACANT LOTS, ALLEYS, OR CONSTRUCTION SITES. TAKE THE LONG WAY IF IT'S THE SAFEST.
- \*\* WALK FACING TRAFFIC SO YOU CAN SEE APPROACHING CARS.
- \*\* HAVE YOUR CAR OR HOUSE KEY IN HAND AS YOU APPROACH YOUR VEHICLE OR HOME.
- \*\* IF YOU SUSPECT YOU'RE BEING FOLLOWED, CROSS THE STREET AND HEAD FOR THE NEAREST WELL-LIGHTED, POPULATED AREA. WALK QUICKLY TO A HOUSE OR STORE TO CALL THE POLICE. IF YOU ARE REALLY SCARED, SCREAM FOR HELP.

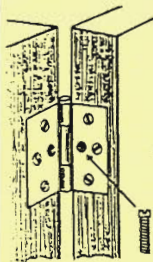
IN THE CAR:

- \*\* DRIVE WITH ALL CAR DOORS LOCKED. KEEP WINDOWS ROLLED UP WHENEVER POSSIBLE.
- \*\* PARK IN WELL-LIGHTED AREAS THAT WILL STILL BE WELL-LIGHTED WHEN YOU RETURN. LOCK YOUR CAR DOORS.

\* MORE ON BACK PAGE \*

**PHYSICAL HOME SECURITY**

- \*\* EXTERIOR DOORS TO YOUR HOME SHOULD BE OF SOLID WOOD OR STEEL CLAD CONSTRUCTION.
- \*\* IF DOOR HINGES ARE EXPOSED ON THE EXTERIOR, NON REMOVABLE HINGE PINS SHOULD BE USED. (SEE DIAGRAM)
- \*\* THE FRONT DOOR SHOULD HAVE A WIDE ANGLE VIEWER (180 DEGREE PEEPHOLE).
- \*\* DO NOT RELY ON A CHAIN LATCH. IT IS NOT A SECURITY DEVICE.
- \*\* ADDITIONAL LOCKS, THAT ARE EASILY REMOVABLE IN CASE OF FIRE, SHOULD BE ADDED TO SLIDING GLASS DOORS AND WINDOWS. (SEE DIAGRAM)
- \*\* DEADBOLT LOCKS SHOULD BE INSTALLED ON ALL EXTERIOR DOORS, ALONG WITH HEAVY STRIKE PLATES.
- \*\* MAKE SURE THAT SHRUBS AND BUSHES ARE CUT BACK SO THEY DON'T OFFER CONCEALMENT FOR A CRIMINAL.

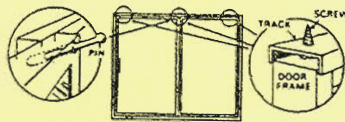


If door hinges are exposed on the exterior of the door, nonremovable hinge pins should be used. To prevent removal of a door that has removable hinge pins, you can employ a headless screw or nail. Drill two holes opposite each other in the center of both leaves of the hinge. Insert headless screw or nail into the left on the door frame side. Allow screw or nail to protrude 1/2". When the door is closed, the screw will engage the other hinge leaf.

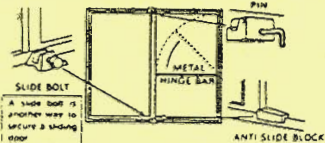
Drill a hole in the center of the hinge and insert a headless screw or nail in the door frame side, allowing it to protrude approximately one half inch.

**Sliding Glass Doors**

Sliding glass doors are particularly easy targets for the burglar and are frequent points of entry. The locks they come equipped with can usually be quickly pried open. The doors can also be easily removed from their tracks unless they are properly secured.



To prevent removal of doors, install 1 1/2" pan head (large head) sheet metal screws in upper track at both ends and the middle so frame just clears the head of the screws. To secure a door in position, you can also drill a hole at a downward angle in the overlapping frames of the door at the top center. Then insert a steel pin or a heavy nail.

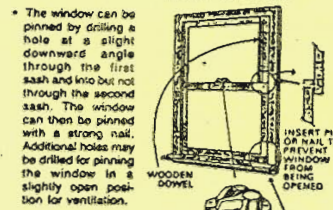


There are different types of sliding glass door auxiliary locks that can be used but operated locks usually offer the best security — especially those using a deadbolt or pin mechanism.

**SECURING YOUR WINDOWS**

**Double Hung Windows**

The latches on many double hung windows can be easily primed or pried open. This type of window can be simply and inexpensively made secure, however.



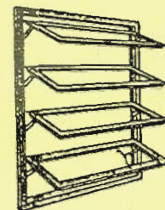
The window can be pinned by drilling a hole at a slight downward angle through the first sash and into but not through the second sash. The window can then be pinned with a strong nail. Additional holes may be drilled for pinning the window in a slightly open position for ventilation.

Several types of locks which offer effective protection are available for double hung windows. They are inexpensive and easy to install. But remember to master all window locks for convenience and train children in their use.

The thumb turn locks in the center of most double hung windows offer very little security.

A stick or wood dowel can be securely wedged between the top and bottom portions of the window to secure bottom sash. The stick can be secured to the inside of the

window frame with pieces of hook and loop material. In this way, the stick can be shortened to allow for window ventilation. This will not secure upper sash with double hung windows.



**Awning Type Windows**  
Awning type windows are difficult to secure. The removal of the inside operator handle adds some security, but keep the handle handy in case of emergency. Awning windows should be tightly closed to enhance security.

**Sliding Glass Windows**

Sliding glass windows can be secured in the same manner as sliding glass doors. Pins through the frame, screws in the track or locks can all be used. Many inexpensive auxiliary locks are available.



The recommendations made for securing sliding glass doors on page 6 also apply to sliding glass windows.

**IF THERE IS ANY DOUBT AS TO AN EMERGENCY OR A NON-EMERGENCY, PLEASE UTILIZE 9-1-1**

**IN CASE OF AN EMERGENCY; DIAL**

**9 - 1 - 1**

**NON EMERGENCY PHONE NUMBERS**

TALLAHASSEE POLICE	681-4200	
LEON CO. SHERIFF	222-4740	
FSU POLICE	644-1234	
FAMU POLICE	599-3256	
FSU ESCORT SERVICE	644-7420	OPERATE 8:00pm to 1:00am

\*\* THE TALLAHASSEE POLICE DEPARTMENT OFFERS SECURITY SURVEYS OF YOUR HOME OR APARTMENT. WE ALSO OFFER SEMINARS CONCERNING PERSONAL SAFETY, RAPE AWARENESS, AND OTHER PROGRAMS. FOR INFORMATION CONCERNING ANY OF THE PROGRAMS CALL OUR CRIME PREVENTION UNIT AT 681-4251, MONDAY THROUGH FRIDAY, 8:00am-5:00pm.

\*\* TOTAL AWARENESS, GOOD COMMON SENSE TACTICS, AND A FEW EXTRA PRECAUTIONS CAN PREVENT YOU FROM BEING A VICTIM.